



Oregon State
University

University Budget Committee Orientation

October 4, 2024

University Budget Committee

- Appointed by the Provost, advisory to the Provost and President
- Committee membership includes a cross-section of the university by function, and is the primary forum for discussions of the University's Education & General Fund (E&G) budget
- Members of the UBC are expected to communicate with colleagues and communities and to bring a broad university perspective to all discussions
- The UBC contributes as an independent point of view to central university budgeting
- Make annual recommendations for tuition and mandatory fees to the Provost & President as part of the University's development of an annual tuition and fee proposal for the Board of Trustees each academic year.
- The UBC serves as OSU's "Tuition Advisory Board" as required by state statute (ORS, 352.102)

University Budget Committee, what to expect

- Presentations and proposals from various units of the university that pertain to the charging and spending of mandatory student fees
- Presentations and discussion of topics that affect the university's budget
- Presentations and proposals related to tuition rates for the 2025-2026 academic year
- Lingo, acronyms, and really big numbers – feel free to ask questions!

How do we charge Tuition & Fees?

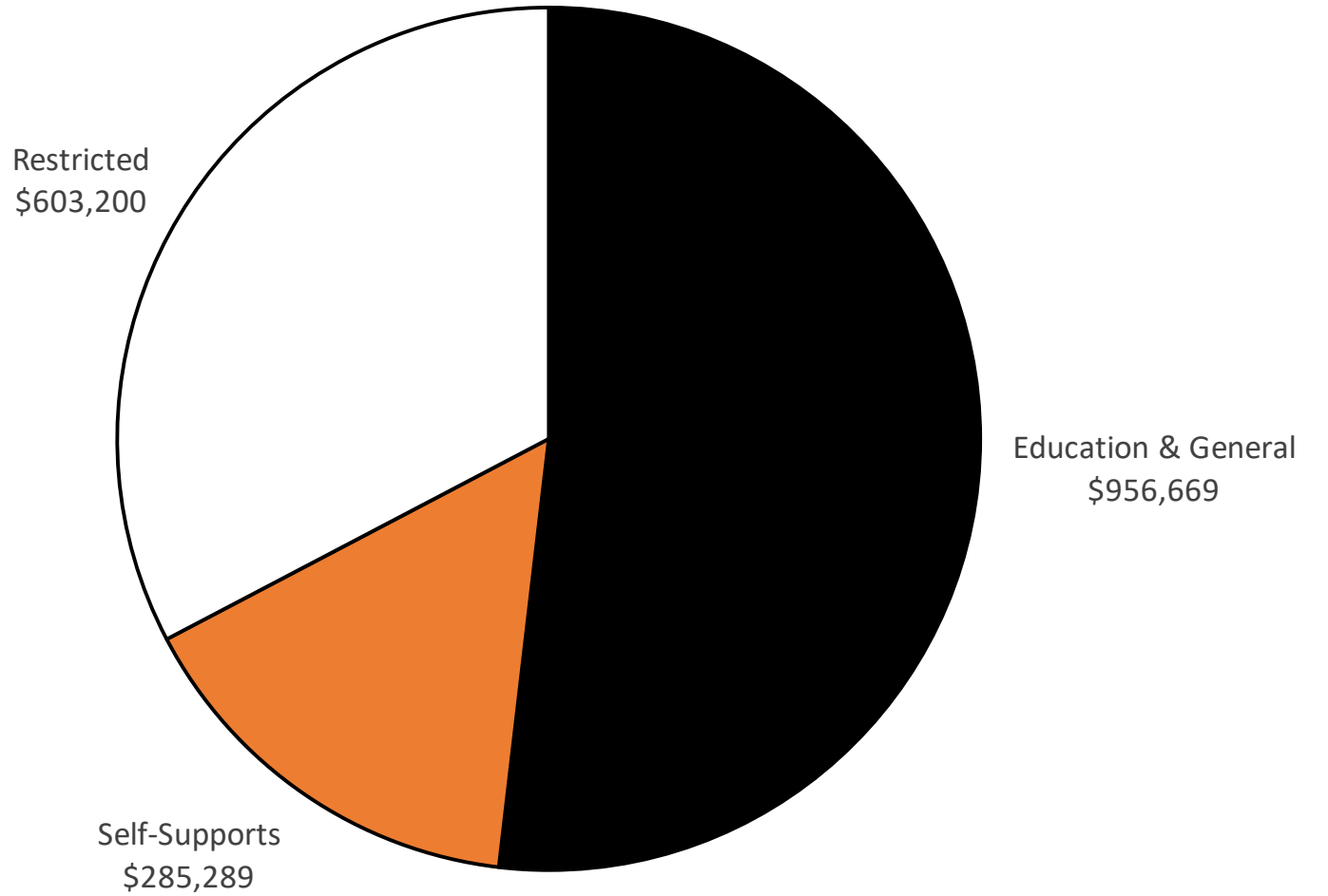
- UBC sets tuition & fees for three campuses: Corvallis, Cascades, and Ecampus
- Charged to support: costs of instructional delivery, students academic experiences, facilities, services, and support operations that enable those activities
- Charged by student level- undergraduate and graduate
- Charged by residency: in state / out of state (out of state usually higher than in state since the State contributes funding principally for residents of Oregon)

Tuition Setting Process

- President recommends tuition rate increases to the Board based on advice from the University Budget Committee
- The UBC makes recommendations to the Provost and President for all tuition rates (undergraduate, graduate, differential, etc.) as well as student health fees and the matriculation fee.
- Mandatory incidental fees (supporting things like Rec Sports, the MU, etc.) are developed by the Student Fee Committee of AOSSU and ASCC. These groups make recommendations of fee rates to ASOSU who approves and sends them to the President. With the President's approval, those recommendations are forwarded to the Board for final approval.

Overall Revenue

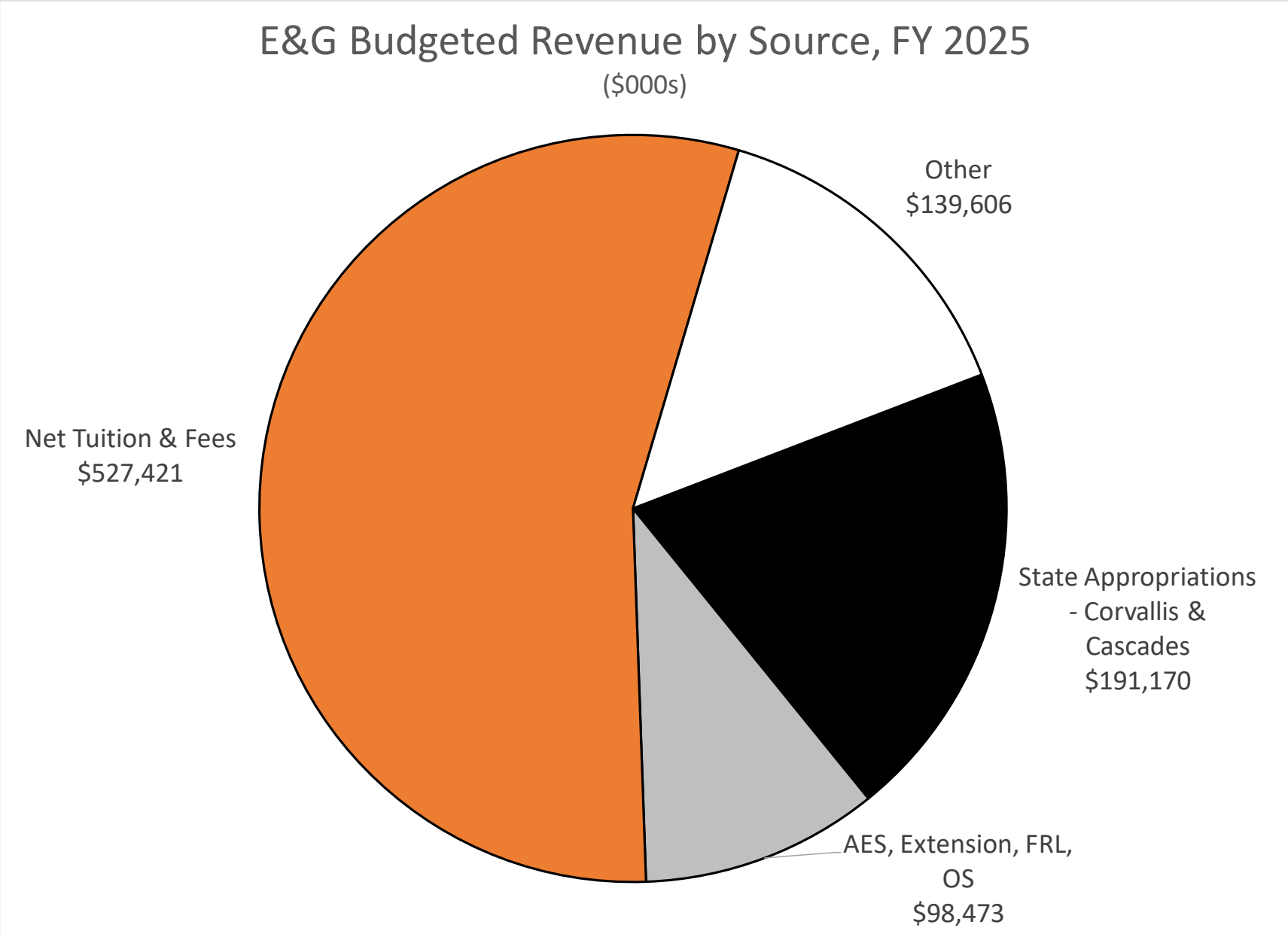
OSU Budgeted Revenue, FY 2025
(\$000s)



Sources of Funds

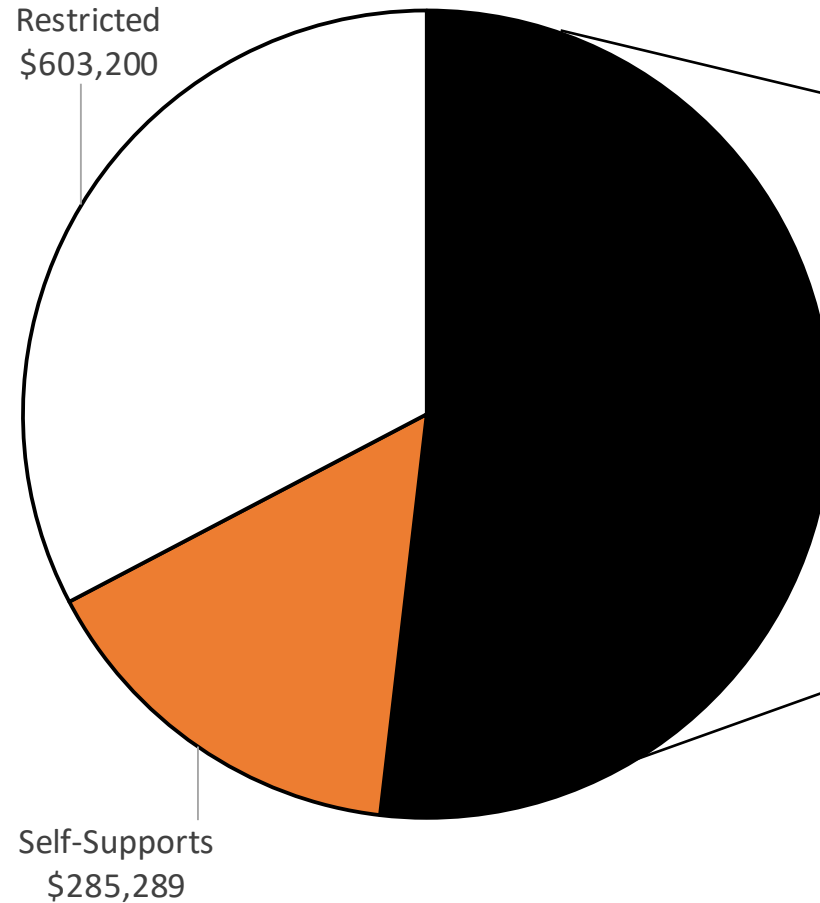
- **Education and General (E&G) Funds** support instructional, research, and outreach and engagement operations within the university's Corvallis Campus, OSU-Cascades Campus in Bend, and in the Statewide Public Services (SWPS): the Agricultural Experiment Station; Forest Research Laboratory; and Extension Service.
- **Self-Support Funds** include revenue from university auxiliary operations (OSU Athletics, University Housing and Dining Services, student centers, etc.), service centers, designated operations.
- **Restricted Funds** include externally funded grants and contracts, federal and state financial aid and gift expenditures from the OSU Foundation and other entities.

Education & General



Education & General

OSU Budgeted Revenue, FY 2025 (\$000s)



E&G Breakdown

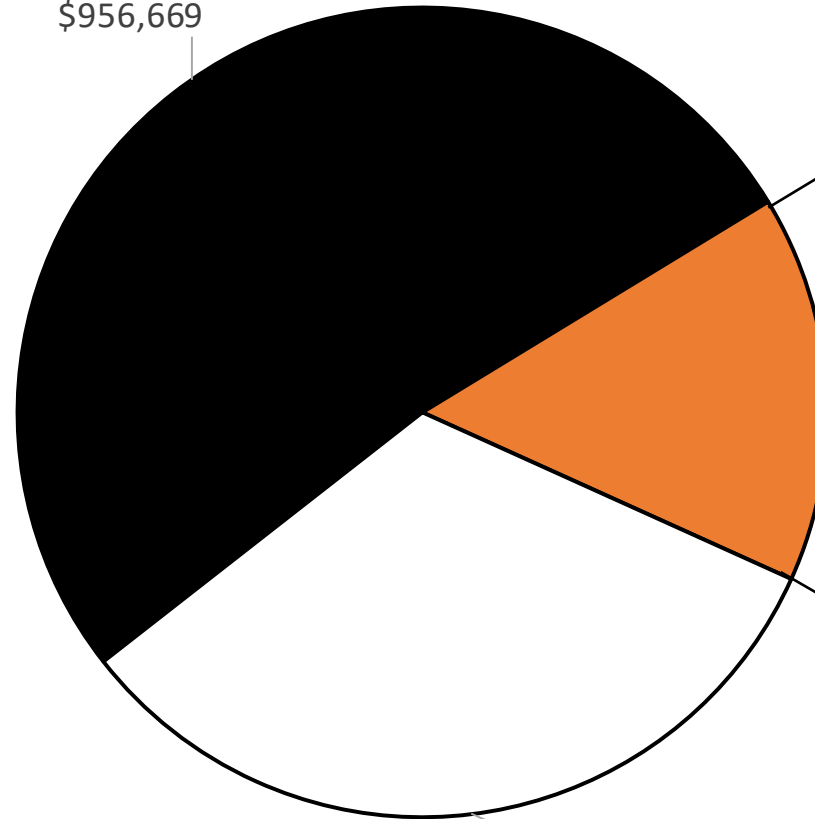
Corvallis	\$796,316
Cascades	27,359
Ag Experiment Stations	57,683
Extension	56,883
Forest Research Lab	10,226
Outdoor School	8,203
	<hr/>
	\$956,669

Self-Support

OSU Budgeted Revenue, FY 2025

(\$000s)

Education & General
\$956,669



Restricted
\$603,200

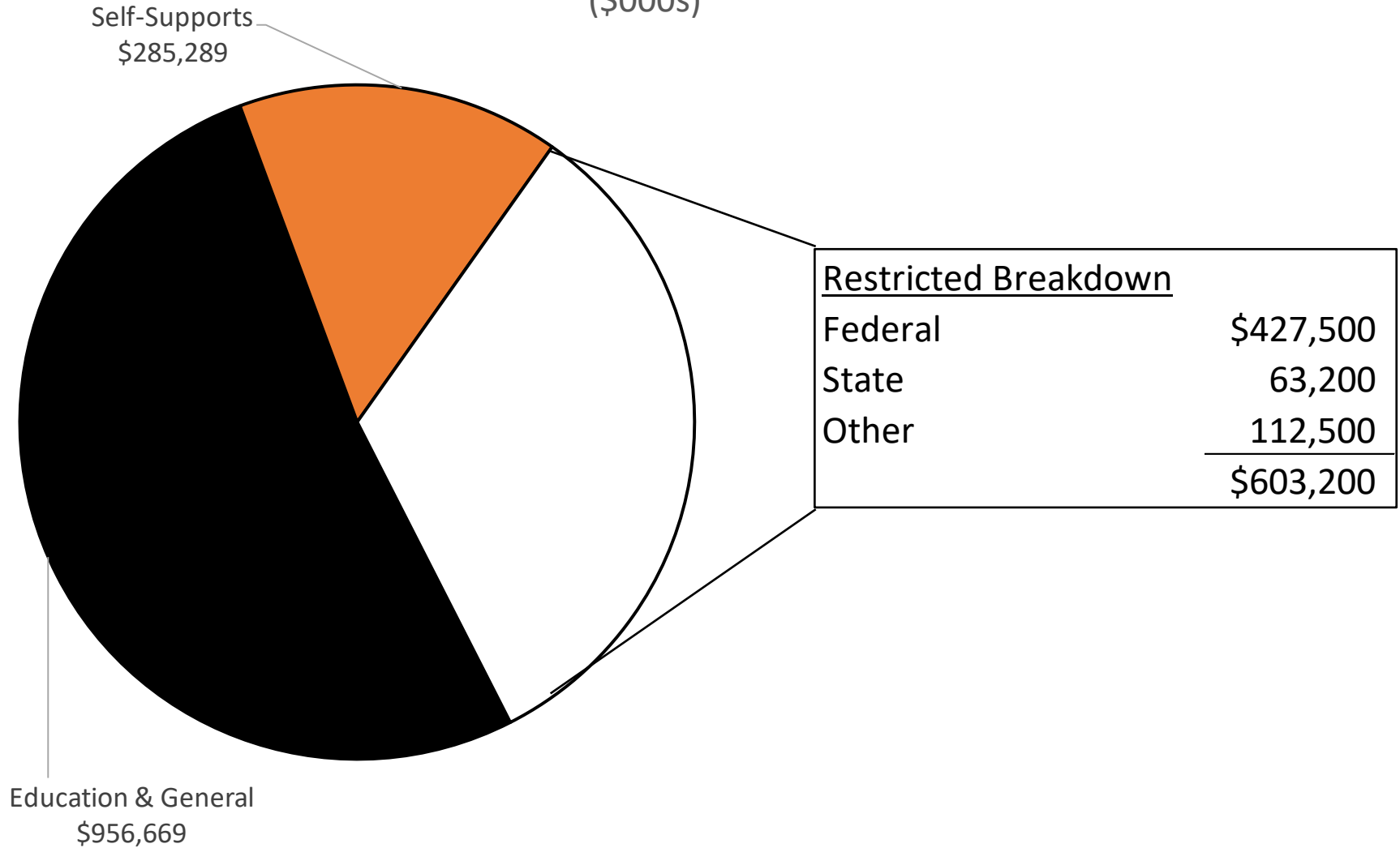
Self-Supports Breakdown

Univ Housing & Dining	\$90,453
Athletics	66,916
Student Centers	39,267
Service Centers	26,493
Designated Ops/Other	24,646
Student Health	20,608
Bend	8,267
Parking	4,892
Misc. Auxiliaries	3,747
	<hr/>
	\$285,289

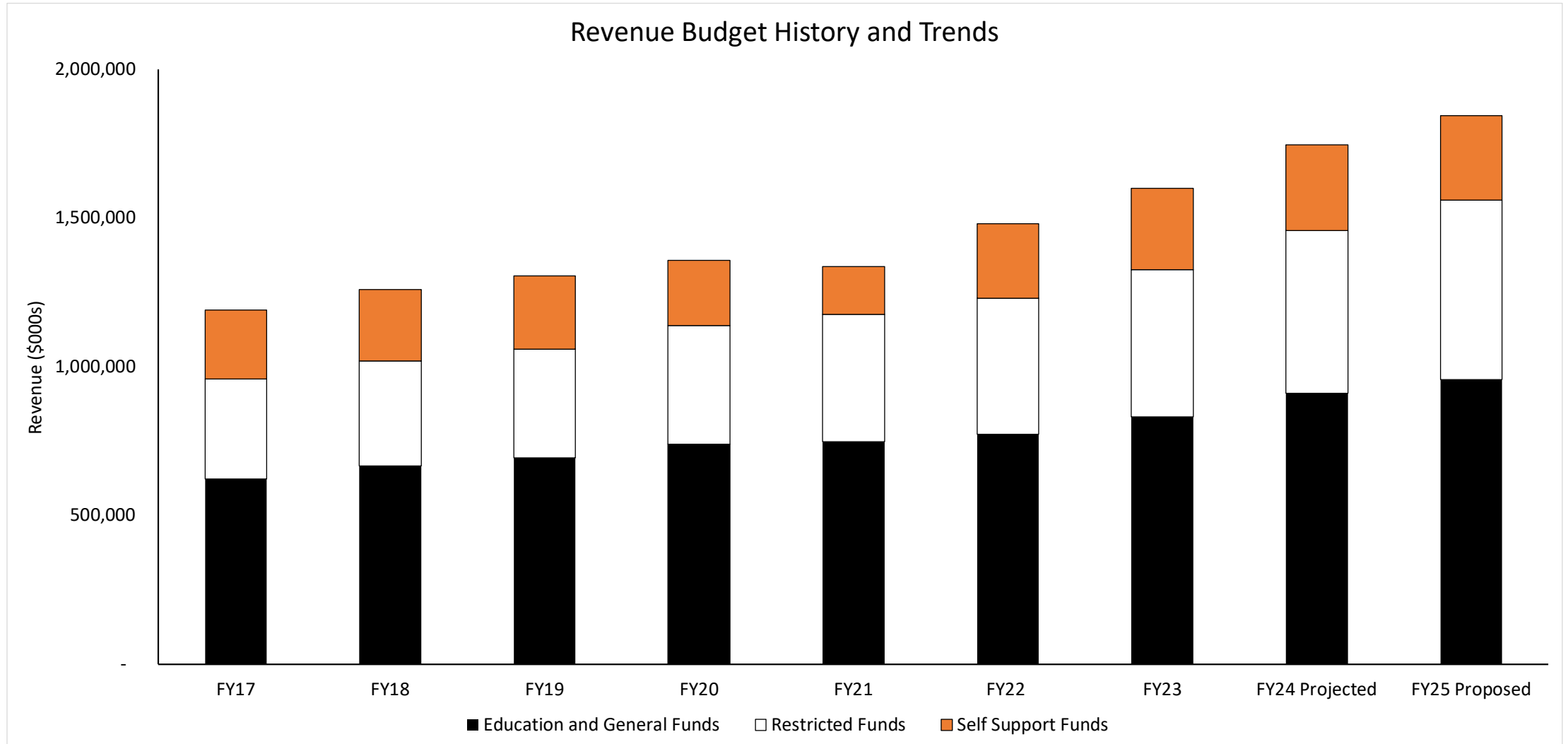
Restricted Funds

OSU Budgeted Revenue, FY 2025

(\$000s)



Revenue Budget History and Trends



General UBC workplan FY 2025

- More narrow focus
- Early Fall meetings will prioritize consideration of mandatory fees
- Tuition discussion and recommendations later fall, may push into calendar 2025
- Spring meetings likely to focus on internal administrative assessments
- Other topics as pertinent or sought by committee members

E&G History and Budget

	2022	2023	2024	2025	2022-23	2023-24	2024-25
(\$000s)	Actual	Actual	Q3 Projection	Orig. Budget	% Chg.	% Chg.	% Chg.
State General Fund	\$260,758	\$270,348	\$300,433	\$289,643	3.7%	11.1%	-3.6%
Tuition & Resource Fees, net of Remissions	401,907	432,881	474,465	527,421	7.7%	9.6%	11.2%
Other	111,243	128,798	138,661	139,606	15.8%	7.7%	0.7%
Total Revenues	773,908	832,027	913,559	956,669	7.5%	9.8%	4.7%
Personnel Services	(585,801)	(613,600)	(666,580)	(712,803)	4.7%	8.6%	6.9%
Supplies & Services & Capital Outlay	(178,290)	(201,873)	(222,021)	(238,940)	13.2%	10.0%	7.6%
Total Expenditures	(764,091)	(815,473)	(888,601)	(951,743)	6.7%	9.0%	7.1%
Net from Operations	9,817	16,554	24,958	4,926			
Transfers In	32,598	4,784	6,540	4,124	-85.3%	36.7%	-36.9%
Transfers Out	(29,287)	(22,281)	(18,997)	(35,271)	-23.9%	-14.7%	85.7%
Change in Fund Balance	13,128	(943)	12,501	(26,221)			
Beginning Unrestricted Net Assets	174,183	187,311	186,368	198,869			
Ending Unrestricted Net Assets	\$187,311	\$186,368	\$198,869	\$172,648	-0.5%	6.7%	-13.2%
% Operating Revenues	24.2%	22.4%	21.8%	18.0%			